



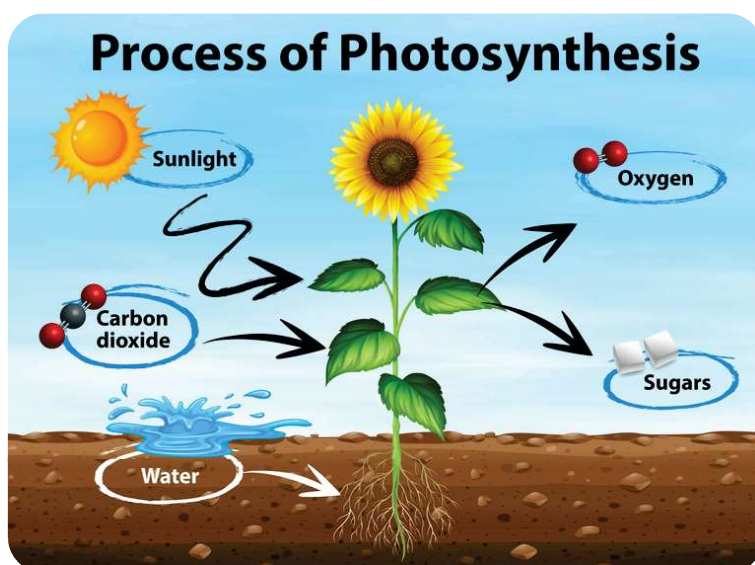
# Revision methods

**Active revision methods are the most effective.**  
**Experiment with different methods to find what suits you.**

**Use sticky notes around your home. Put key words, explanations or examples in places you visit in your home often.**



**Drawings: use drawings to explain concepts**



**Look, Say, Cover, Write, Check: Review content, cover it, say it out loud, write it down, and then check it.**

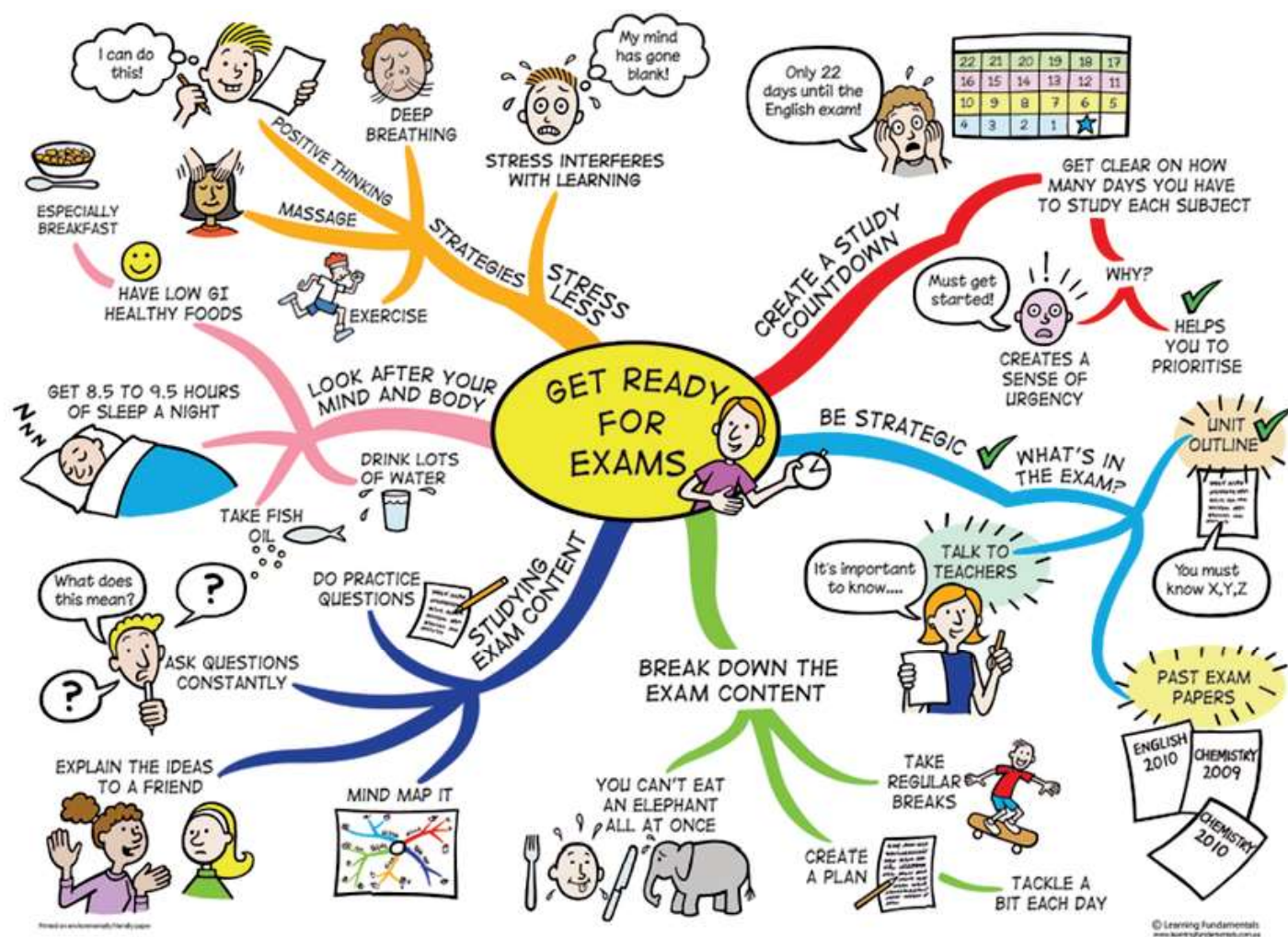


**If you would like further help with revision please contact**  
**Kate – FCC Education Specialist**  
**Phone: 07515 098172 Email: [education@fccharity.org.uk](mailto:education@fccharity.org.uk)**



# Revision methods

**Mind Maps: using colour, images and shapes helps recall.**



**Read Notes Out Loud: helps with remembering key words and concepts, especially if you are dyslexic.**



If you would like further help with revision please contact  
**Kate – FCC Education Specialist**  
 Phone: 07515 098172 Email: [education@fccharity.org.uk](mailto:education@fccharity.org.uk)







# Revision methods

Flashcards (see the next pages for top tips on how to create effective revision flashcards).



Active Recall: Test yourself with flashcards, especially with friends who are also revising.

## Top Revision Tips:

-  Check which resources are provided or recommended by school.
-  Check which exam board is used for each subject. Then, check exam board websites for each subject as they may have free resources or revision cards and guides they recommend.



If you would like further help with revision please contact  
Kate – FCC Education Specialist  
Phone: 07515 098172 Email: [education@fccharity.org.uk](mailto:education@fccharity.org.uk)

